



SMALL CAPACITY BUFFER TANKS

SMALL CAPACITY BUFFER TANKS FOR HEAT PUMP SYSTEMS



SPECIALLY
DESIGNED
NOZZLE



ADVANTAGES

NON-ENAMELED BUFFER TANKS FOR HEAT PUMP SYSTEMS

Small capacity buffer tanks range includes models of 30 L Slim, 50 L Slim, 80 L and 100 L for vertical wall installation.

Advantages:

- **INSUTECH** technology that creates a **HIGHLY-EFFICIENT INSULATION** for preserving the temperature of the fluid
- **SPECIALLY DESIGNED NOZZLE** for optimal mixing process
- **METAL INLETS AND OTLETS** with a G1 ½" for a high flow rate:
 - 4 INLETS AND 4 OUTLETS - 100 L, 80 L and 50 L P2 models
 - 2 INLETS AND 2 OUTLETS - 100 L, 50 L and 30 L P1 models
- **POKETS FOR THERMO SENSORS:**
 - 2 POKETS - 100 L, 80 L and 50 L P2 models
 - 1 POKET - 100 L, 50 L and 30 L P1 models
- Option for **HEATING ELEMENT INSTALLATION**
- **INTEGRATED MOUNTING PLATE** for vertical wall installation
- AV opening
- Rated pressure 6 bar
- Option for **ANTI-CONDENSATION INSULATION** on the fittings
- Aesthetic white metal jacket

ACCESSORIES

Name	SAP	COMPONENTS	DESCRIPTION
AK Anti-condensation TESH VB	306090	Kit of 4 pcs plastic cap, K-flex gaskets and double sided sticker	Used to prevent moisture around the fittings when using the buffers in a cooling mode.
AK PA GF plug G1 1/2 TESH VB	306091	Kit of 4 pcs Polyamide plugs G1 ½ with O-rings	Used to cover the unused fittings of the buffer.
AK thermoset G1/2 TESH VB	306092	Kit of 2 pcs brass sleeves for thermopockets, cable glands and K-flex gaskets	The two brass sleeves with cable glands are used for the thermopockets. The K-flex gaskets are optional to prevent moisture around the fittings when using the buffers in a cooling system.

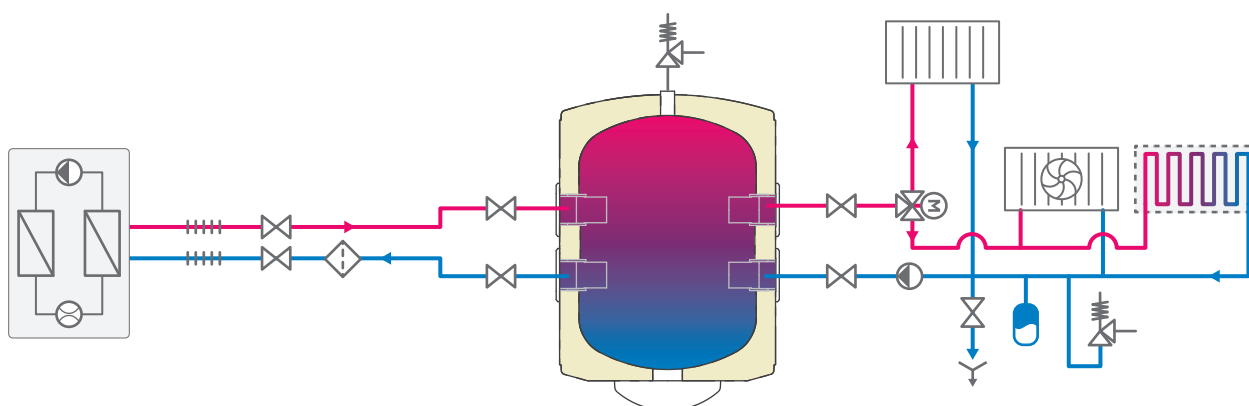
Small capacity buffer tanks for heat pump systems | 30 L SLIM

2 Inlets and 2 outlets | 1 pocket for thermo sensor

Model		VB 1.2 3038 D02 P1
Art. Number	N°	306162
Capacity	L	30
Net weight	kg	12
Insulation	mm	34
Heat losses ΔT_{45K}	W	32,1
Energy efficiency class		B
Maximum operational temperature	°C	95
Rated pressure	bar	6



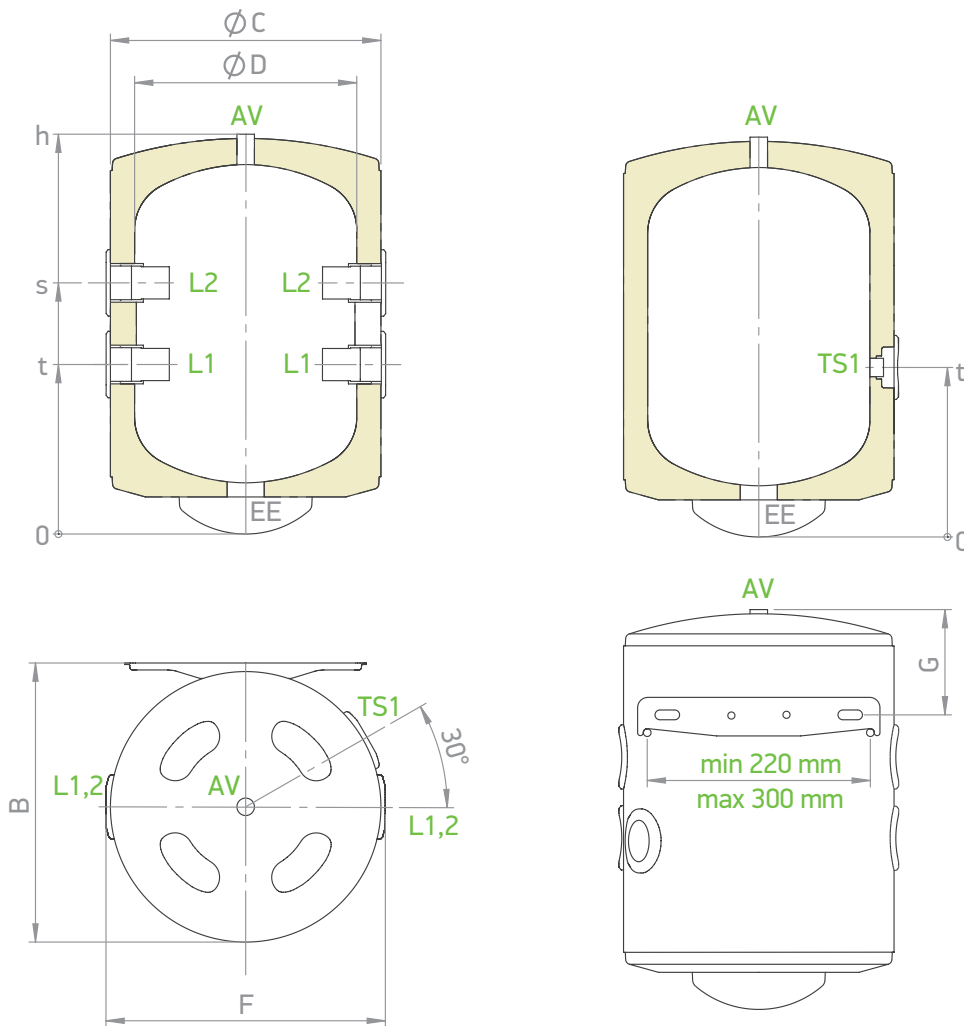
INSTALLATION AND CONNECTION SCHEME





Small capacity buffer tanks for heat pump systems | 30 L SLIM

2 Inlets and 2 outlets | 1 pocket for thermo sensor



Dimentions		VB 1.2 3038 D02 P1
h	mm	570
s	mm	360
t	mm	240
ØC	mm	386
ØD	mm	317
B	mm	412
F	mm	392
G	mm	157

Model		VB 1.2 3038 D02 P1
TS1	thermo sensor pocket level 1	G ½"
AV	opening for air ventilation	G ½"
EE	opening for electric element/drainage	G 1 ½"
L1	level 1	G 1 ½"
L2	level 2	G 1 ½"

Thread designations according to EN ISO 228-1!

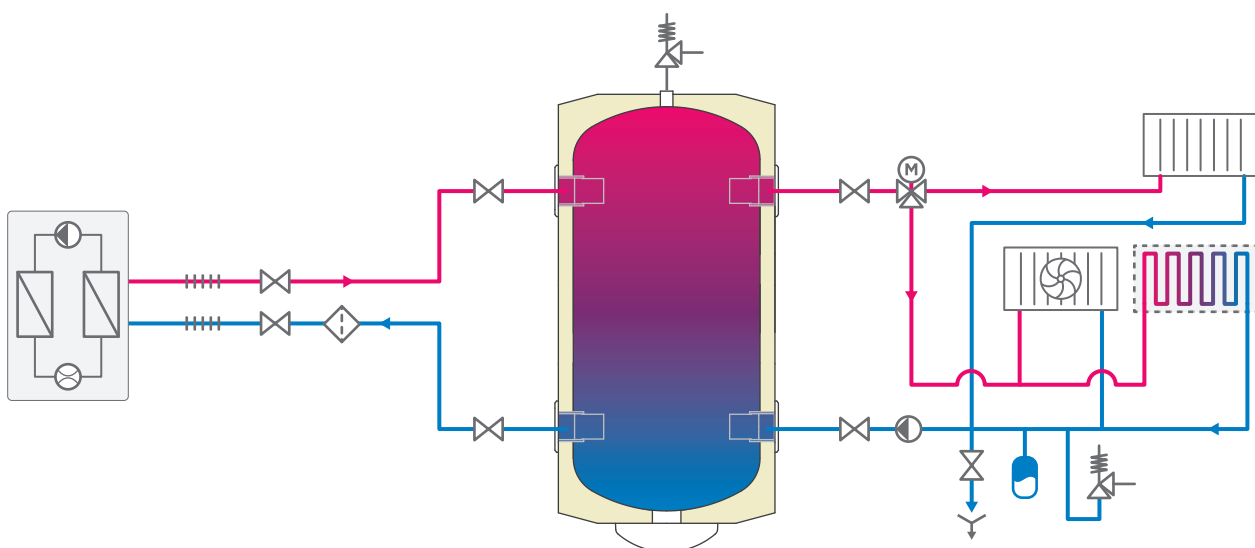
Small capacity buffer tanks for heat pump systems | 50 L SLIM

2 Inlets and 2 outlets | 1 pocket for thermo sensor

Model		VB 1.2 5038 D02 P1
Art. Number	N°	306163
Capacity	L	48
Net weight	kg	17
Insulation	mm	34
Heat losses ΔT_{45K}	W	49,6
Energy efficiency class		C
Maximum operational temperature	°C	95
Rated pressure	bar	6



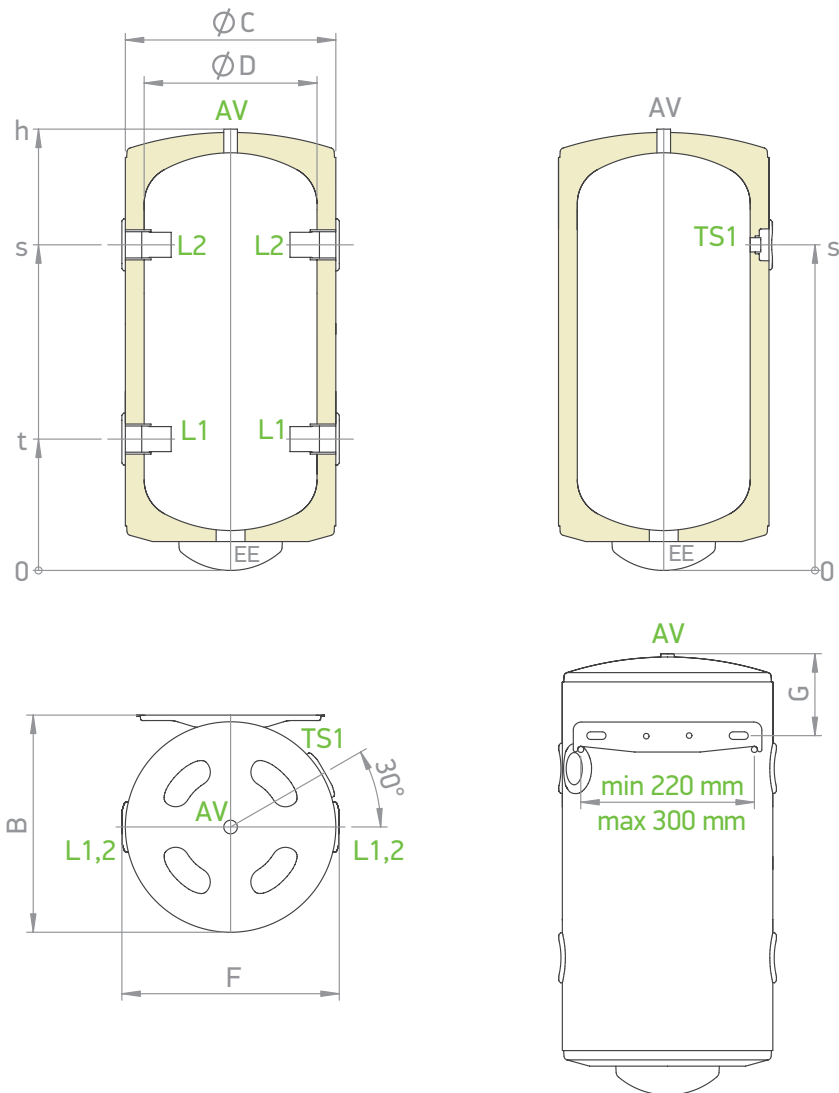
INSTALLATION AND CONNECTION SCHEME





Small capacity buffer tanks for heat pump systems | 50 L SLIM

2 Inlets and 2 outlets | 1 pocket for thermo sensor



Dimentions		VB 1.2 5038 D02 P1
h	mm	808
s	mm	600
t	mm	240
ØC	mm	386
ØD	mm	317
B	mm	412
F	mm	392
G	mm	157

Model		VB 1.2 5038 D02 P1
TS1	thermo sensor pocket level 1	G ½"
AV	opening for air ventilation	G ½"
EE	opening for electric element/drainage	G1 ½"
L1	level 1	G1 ½"
L2	level 2	G1 ½"

Thread designations according to EN ISO 228-1!

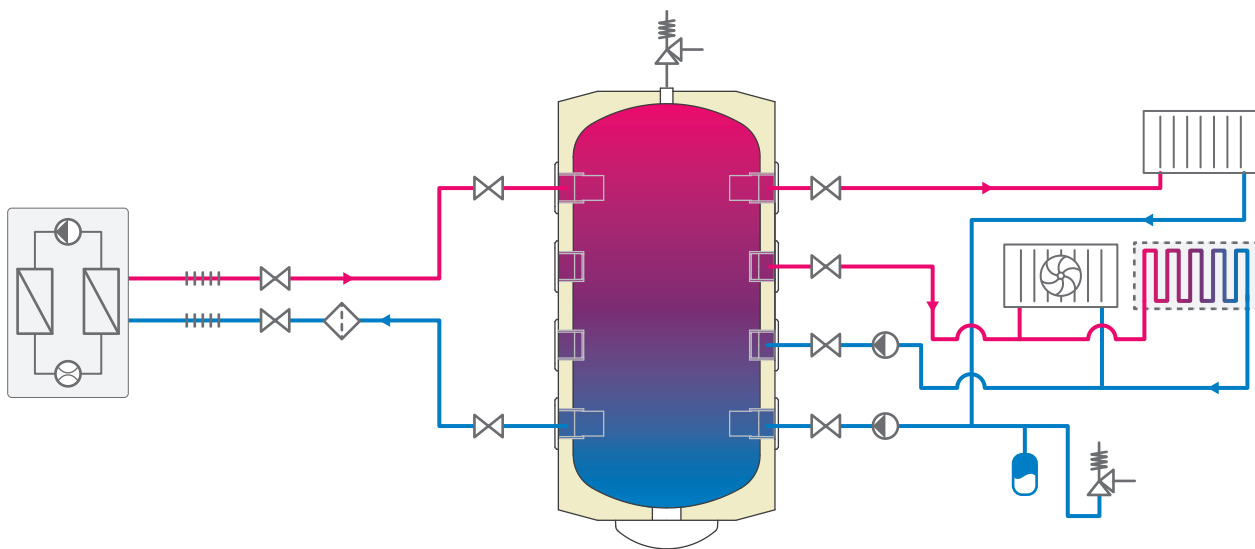
Small capacity buffer tanks for heat pump systems | 50 L SLIM

4 inlets and 4 outlets | 2 pockets for thermo sensor

Model		VB 1.2 5038 D02 P2
Art. Number	N°	306164
Capacity	L	48
Net weight	kg	16
Insulation	mm	34
Heat losses ΔT_{45K}	W	49,6
Energy efficiency class		C
Maximum operational temperature	°C	95
Rated pressure	bar	6



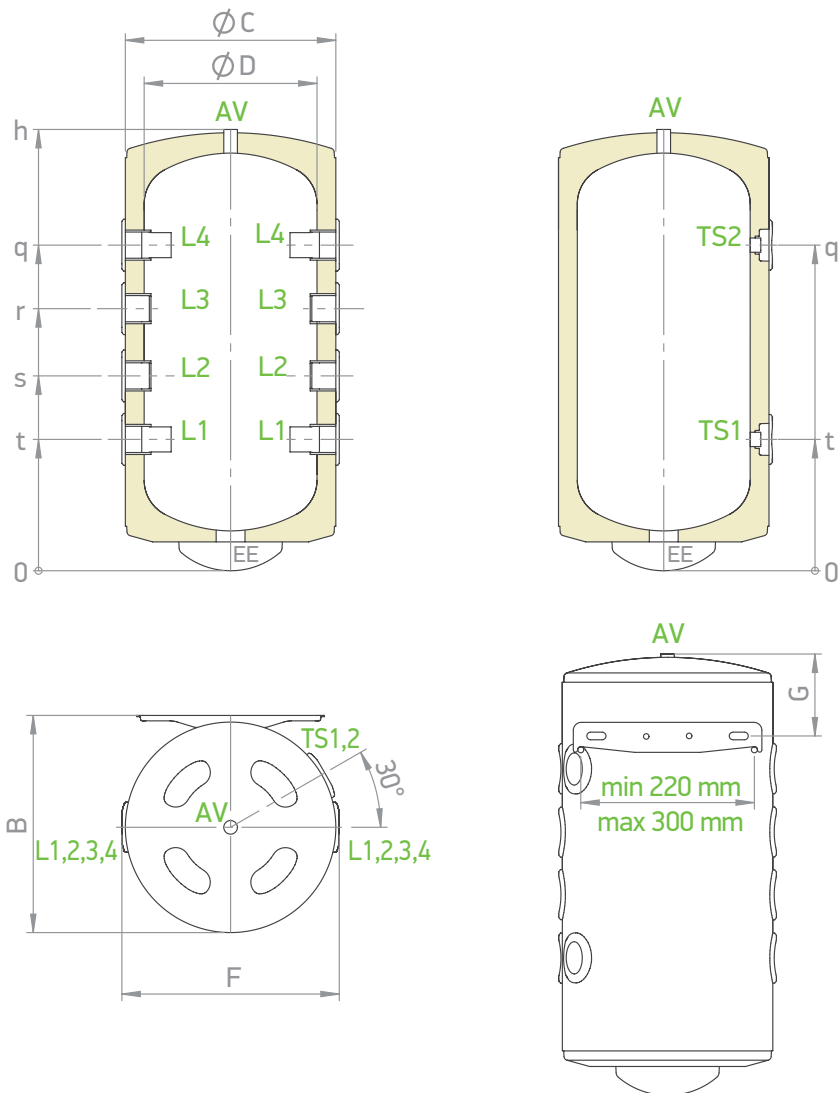
INSTALLATION AND CONNECTION SCHEME





Small capacity buffer tanks for heat pump systems | 50 L SLIM

4 inlets and 4 outlets | 2 pockets for thermo sensor



Dimensions		VB 1.2 5038 D02 P2	
h	mm		808
q	mm		600
r	mm		480
s	mm		360
t	mm		240
ØC	mm		386
ØD	mm		317
B	mm		412
F	mm		392
G	mm		157

Model		VB 1.2 5038 D02 P2	
TS1	thermo sensor pocket level 1		G ½"
TS2	thermo sensor pocket level 2		G ½"
AV	opening for air ventilation		G ½"
EE	opening for electric element/drainage		G1 ½"
L1	level 1		G1 ½"
L2	level 2		G1 ½"
L3	level 3		G1 ½"
L4	level 4		G1 ½"

Thread designations according to EN ISO 228-1!

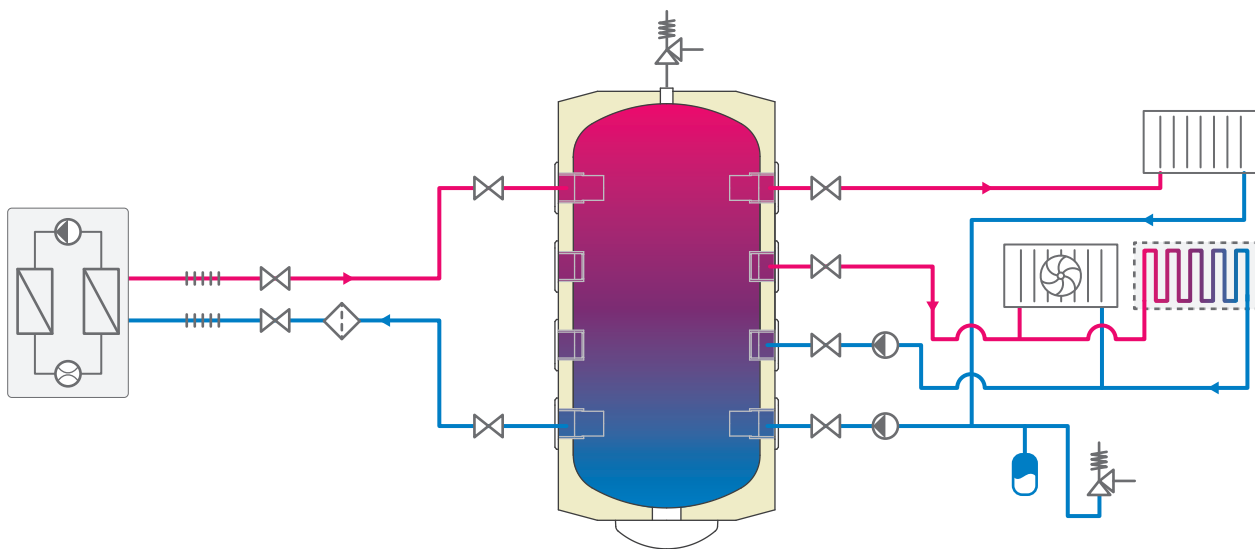
SMALL 80 L capacity buffer tanks for heat pump systems

4 inlets and 4 outlets | 2 pockets for thermo sensor



Model		VB 1.2 8047 A02 P2
Art. Number	N°	306147
Capacity	L	82
Net weight	kg	23
Insulation	mm	32
Heat losses ΔT_{45K}	W	53,8
Energy efficiency class		C
Maximum operational temperature	°C	95
Rated pressure	bar	6

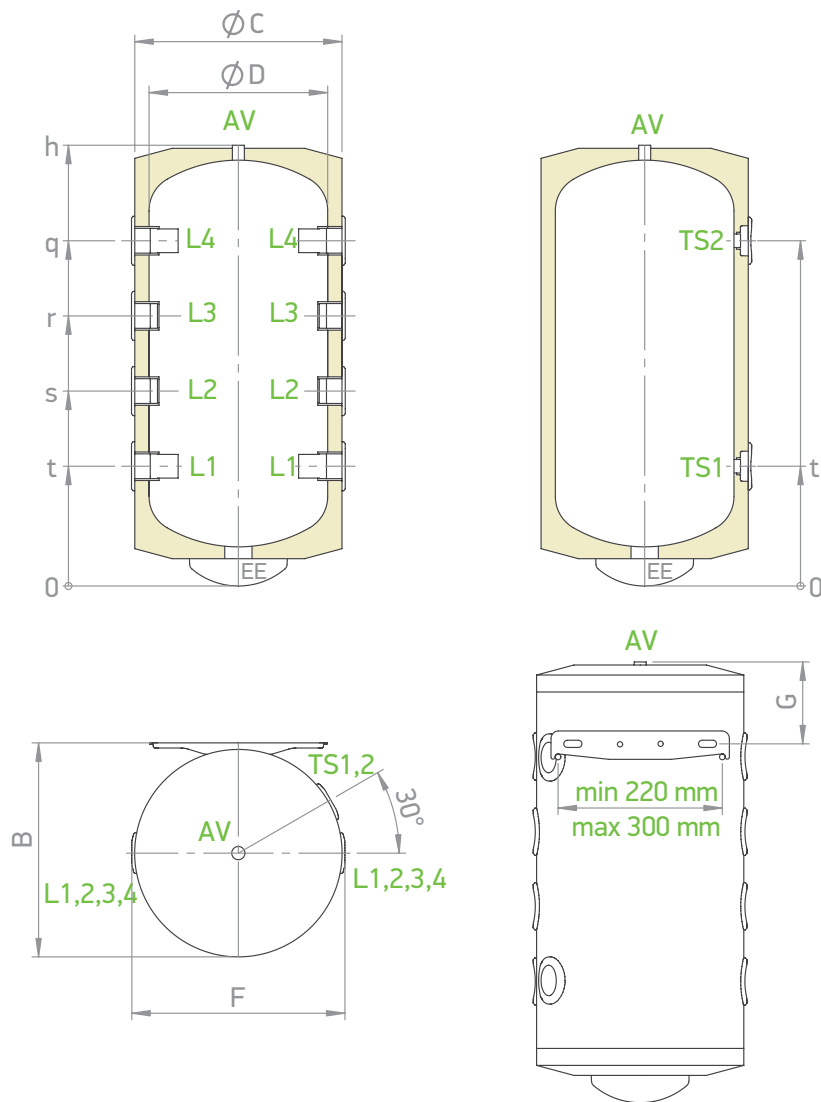
INSTALLATION AND CONNECTION SCHEME





SMALL 80 L capacity buffer tanks for heat pump systems

4 inlets and 4 outlets | 2 pockets for thermo sensor



Dimensions		VB 1.2 8047 A02 P2
h	mm	845
q	mm	618
r	mm	498
s	mm	378
t	mm	258
ØC	mm	470
ØD	mm	404
B	mm	496
F	mm	475
G	mm	174

Model		VB 1.2 8047 A02 P2
TS1	thermo sensor pocket level 1	G ½"
TS2	thermo sensor pocket level 2	G ½"
AV	opening for air ventilation	G ½"
EE	opening for electric element/drainage	G1 ½"
L1	level 1	G1 ½"
L2	level 2	G1 ½"
L3	level 3	G1 ½"
L4	level 4	G1 ½"

Thread designations according to EN ISO 228-1!

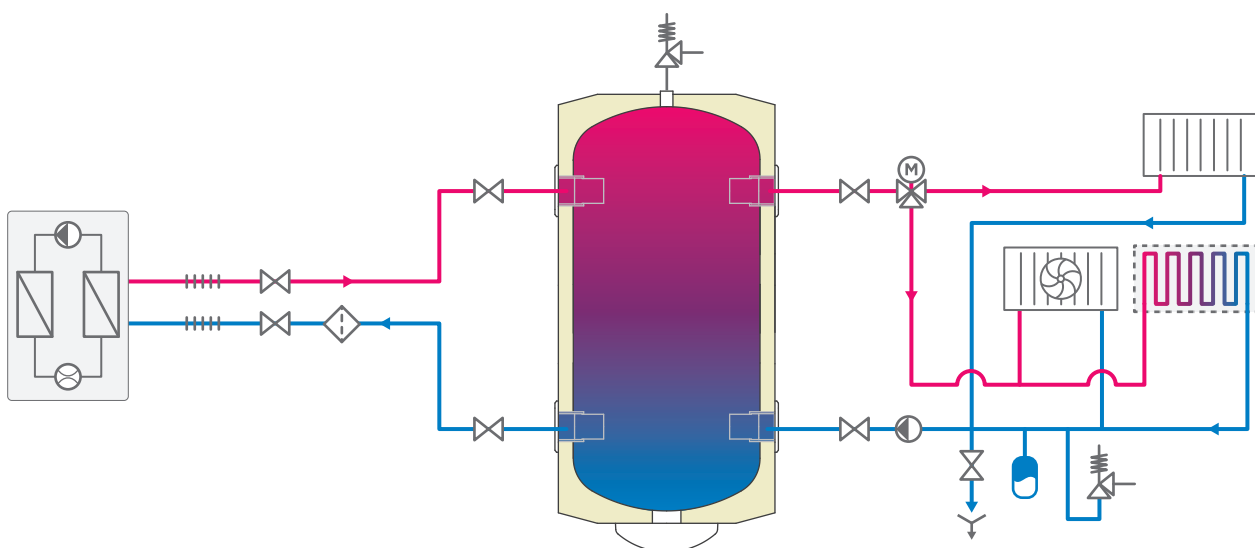
Small capacity buffer tanks for heat pump systems | 100 L

2 Inlets and 2 outlets | 1 pocket for thermo sensor

Model		VB 1.2 10047 A02 P1
Art. Number	N°	306149
Capacity	L	100
Net weight	kg	25
Insulation	mm	32
Heat losses ΔT_{45K}	W	61,3
Energy efficiency class		C
Maximum operational temperature	°C	95
Rated pressure	bar	6

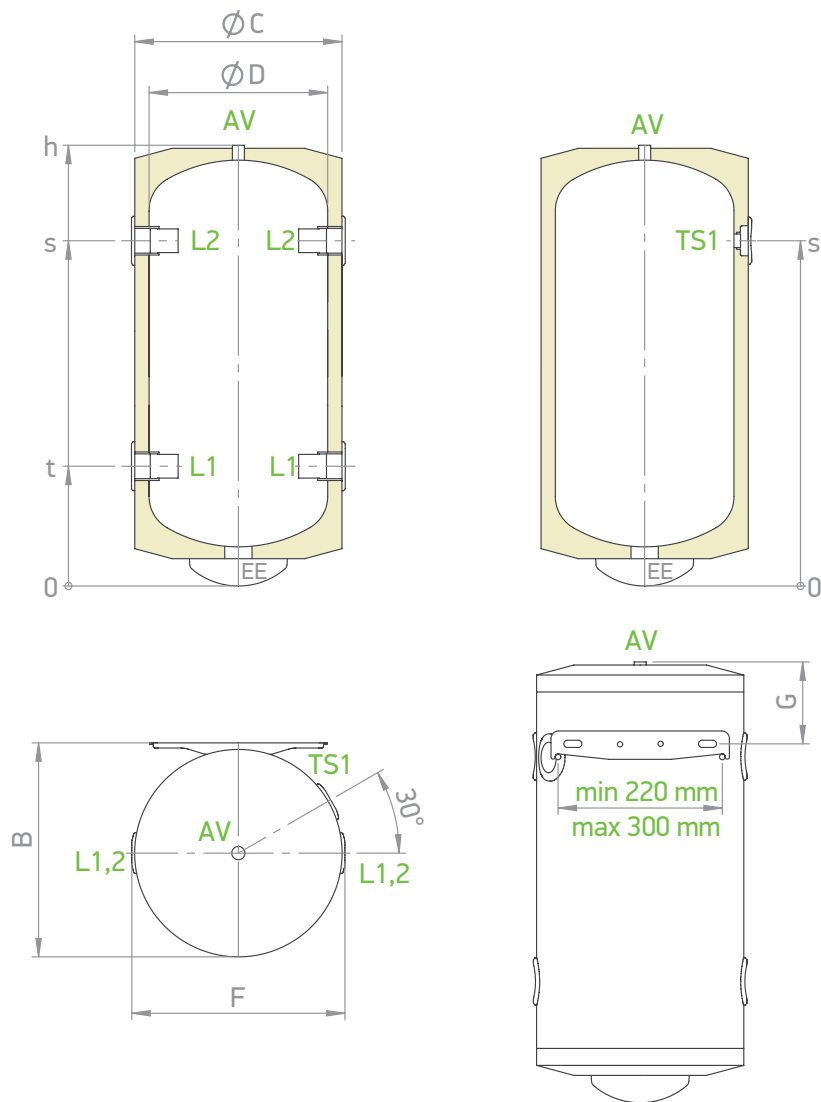


INSTALLATION AND CONNECTION SCHEME



Small capacity buffer tanks for heat pump systems | 100 L

2 Inlets and 2 outlets | 1 pocket for thermo sensor



Dimentions		VB 1.2 10047 A02 P1
h	mm	985
s	mm	763
t	mm	253
ØC	mm	470
ØD	mm	404
B	mm	496
F	mm	475
G	mm	174

Model		VB 1.2 10047 A02 P1
TS1	thermo sensor pocket level 1	G ½"
AV	opening for air ventilation	G ½"
EE	opening for electric element/drainage	G1 ½"
L1	level 1	G1 ½"
L2	level 2	G1 ½"

Thread designations according to EN ISO 228-1!

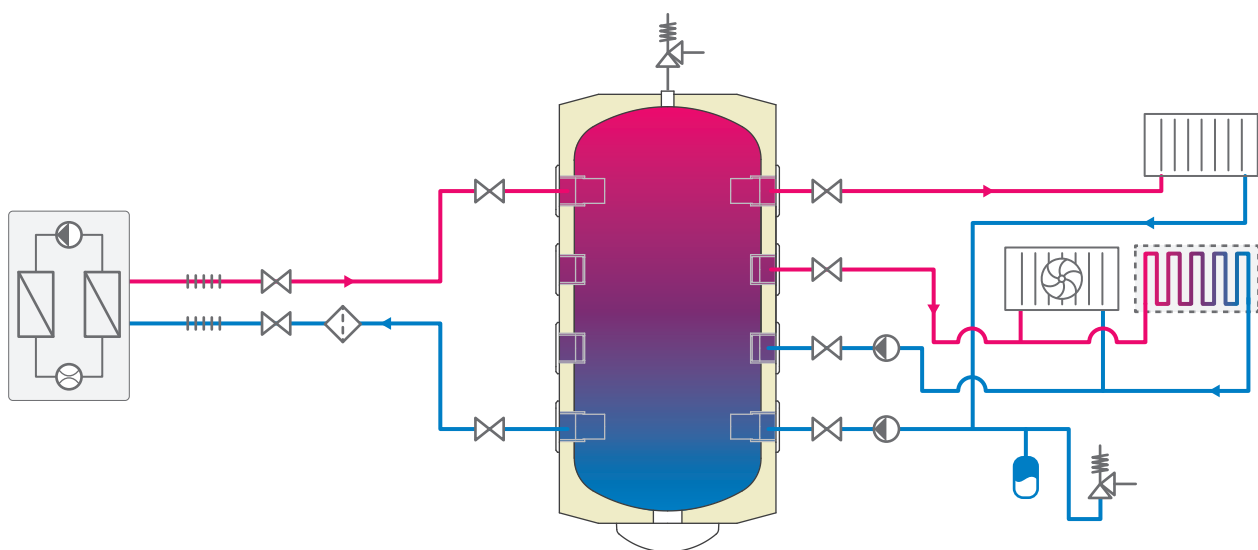
Small capacity buffer tanks for heat pump systems | 100 L

4 inlets and 4 outlets | 2 pockets for thermo sensor

Model		VB 1.2 10047 A02 P2
Art. Number	N°	306148
Capacity	L	100
Net weight	kg	26
Insulation	mm	32
Heat losses ΔT_{45K}	W	61,3
Energy efficiency class		C
Maximum operational temperature	°C	95
Rated pressure	bar	6

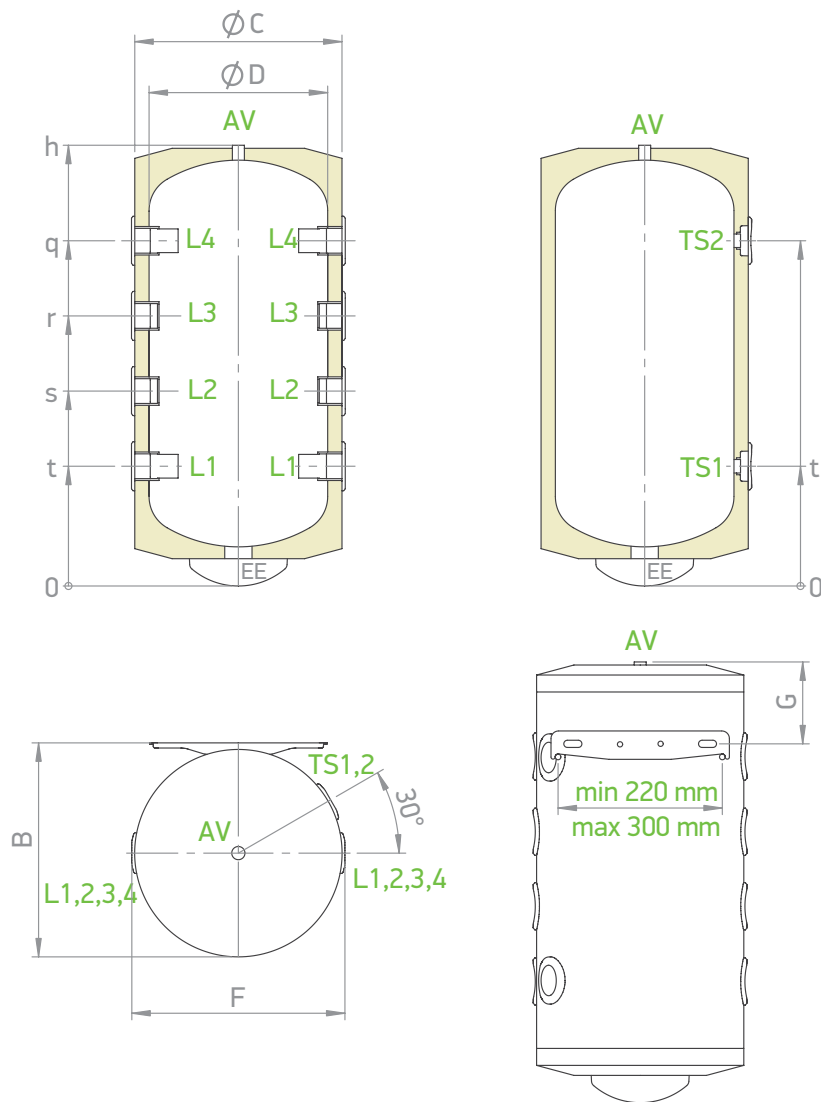


INSTALLATION AND CONNECTION SCHEME





Small capacity buffer tanks for heat pump systems | 100 L 4 inlets and 4 outlets | 2 pockets for thermo sensor



Dimensions		VB 1.2 8047 A02 P2
h	mm	985
q	mm	763
r	mm	593
s	mm	423
t	mm	253
ØC	mm	470
ØD	mm	404
B	mm	496
F	mm	475
G	mm	174

Model		VB 1.2 10047 A02 P2
TS1	thermo sensor pocket level 1	G ½"
TS2	thermo sensor pocket level 2	G ½"
AV	opening for air ventilation	G ½"
EE	opening for electric element/drainage	G1 ½"
L1	level 1	G1 ½"
L2	level 2	G1 ½"
L3	level 3	G1 ½"
L4	level 4	G1 ½"

Thread designations according to EN ISO 228-1!



Tesy Ltd.

Sofia Park, Building 16 V, 2nd Floor
1766 Sofia, Bulgaria

www.tesy.com



This catalogue is a marketing material and it is not an offer.
For specific models, please contact your dealer.

Copyright © All Rights Reserved, v. 1 2023 – TESIY Ltd.